

## Cellabs Product Profile




# CRYPTO CEL

### INTENDED USE AND PRINCIPLE OF THE TEST

The Crypto Cel IF Test is an in vitro direct immunofluorescence test for the detection of *Cryptosporidium* in faecal and environmental specimens. The fluorescein-labelled mouse monoclonal antibody reagent binds specifically to *Cryptosporidium* in the specimen. *Cryptosporidium* display bright green fluorescence with typical morphology.

### CONTENTS OF THE KIT

The Crypto Cel range is available in a 50 Test (KR1) kit format, and separately in the 200 Test Reagent (with or without Evans Blue and concentrate), Positive Control Slide, and Mounting Fluid. Note that the Crypto Cel Reagent has been optimised for use with Cellabs *Cryptosporidium* Positive Control Slide and Mounting Fluid.

		KR1	Bulk
	Crypto Cel Reagent	1.25mL	5mL
	Positive Control Slide (Single Use only)	1	-
	Mounting Fluid	2.5mL	-
	Tests	50	200

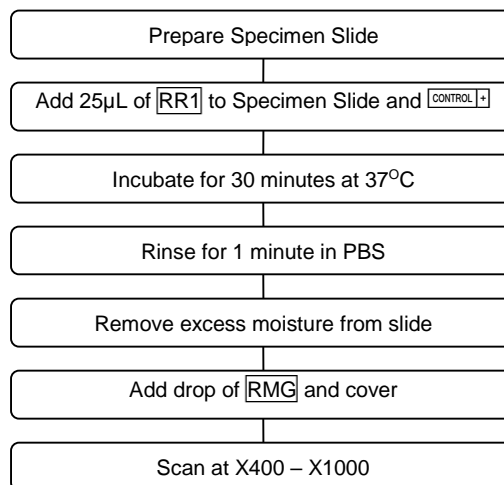
All components should be stored at 2-8°C, and are supplied ready for use. Expiry dates are clearly marked on each kit component and on the box and do not change once opened.


### MATERIALS REQUIRED BUT NOT PROVIDED

- Microscope slides with 6-8mm diameter wells
- Methanol for specimen fixation
- Precision pipette for delivering 25µL
- Humid chamber
- Wash bath
- Phosphate buffered saline (PBS) for washing step
- Cover slips
- Non-fluorescing immersion oil
- Fluorescence microscope with filter system for FITC (maximum excitation wavelength 490nm, mean emission wavelength 530nm) and x400-x1000 magnification

### DIAGRAM FOR USE

Use Cellabs Instructions for Use Insert contained in kit when performing test, and refer to Material Safety Data Sheet (MSDS) for further information.





# Cellabs Product Profile

## READING AND INTERPRETATION OF RESULTS AND DIAGNOSIS

*Cryptosporidium* oocysts fluoresce bright apple green (with typical morphology) against a background of yellow/reddish brown counterstained material. Results should be compared with the Positive Control Slide.

## PERFORMANCE DATA FOR CRYPTO CEL

### Sensitivity/Specificity

A	n = 210 faecal specimens. Crypto Cel versus another commercial Crypto IFA.	Sensitivity: 100% Specificity: 100%
B	Crypto Cel versus other detection methods. The Crypto Cel detected the greatest number of oocysts per sample. In comparison with the Crypto Cel the other methods were:	Giemsa: 12.2% sensitive Modified Ziehl Neelsen: 29.7% sensitive Phenol-auramine: 61.5% sensitive

### Repeatability & Reproducibility

5 identical antigen samples were tested by 3 different operators and there was 100% correlation in the results.

### Cross reactivity

The Crypto Cel does not cross react with:

*Eimeria tenella*  
*Toxoplasma gondii*  
*Giardia lamblia*  
*Trichomonas hominis*  
*Isopora belli*  
*Microsporidium sp.*  
*Pneumocystis carinii*  
*Candida sp.*  
*Aspergillus sp.*  
*Listeria sp.*

*Legionella sp.*  
*Erysipelothrix sp.*  
*Escherichia sp.*  
*Lactobacillus sp.*  
*Streptococcus sp.*  
*Staphylococcus sp.*  
*Bacillus sp.*  
*Clostridium sp.*  
*Brochothrix sp.*  
*Corynebacterium sp.*

### For Ordering Assistance:

See Your Local Distributor:

OR

Cellabs Pty Ltd  
Unit 7, 27 Dale Street  
Brookvale, NSW 2100 Australia  
Tel: +61 2 9905 0133 Fax: +61 2 9905 6426  
Web: <http://www.cellabs.com.au>  
Email: [sales@cellabs.com.au](mailto:sales@cellabs.com.au)



Authorised Representative in the European Community:

WMDE  
Bergerweg 18  
6085 AT Horn  
The Netherlands